

EDC6-245 (6V 245Ah)

Specifications

Nominal Voltage	6V	
Nominal Capacity(20 Hr)	245Ah	
Dimension	Length	243±1mm(9.57 inches)
	Width	187±1mm(7.36 inches)
	Containeriner Height	275±1mm(10.83 inches)
	Total Height (With terminal)	275±1mm(10.83 inches)
	Approx Weight	Approx30.5kgs(67.24 lbs)
Design life	12 years	
Terminal	M8	
Container Material	ABS	
Rated Capacity	245.0Ah/12.25A	(20hr, 1.75V/Cell, 25 °C/77°F)
	223.0Ah/22.30A	(10hr, 1.80V/Cell, 25 °C/77°F)
	194.85Ah/38.97A	(5hr, 1.75V/Cell, 25 °C/77°F)
	136.37Ah/136.37A	(1hr, 1.60V/Cell, 25 °C/77°F)
Max. Discharge Current	2000A(5s)	
Internal Resistance	Appro≤2.5mΩ	
Operating Temp. Range	Discharge: -20 °C~50 °C	
	Charge: -20 °C~50 °C	
	Storage: -20 °C~50 °C	
Nominal Operating Temp. Range	25±3 °C(77±5°F)	
Cycle Use	Initial Charging Current Less than 45 A. Voltage 7.2V-7.45V at 25 °C(77°F) Temp. Coefficient-20mV/C	
	Standby Use No limit on Intital Charging Current Voltage 6.8V-6.9V at 25 °C(77°F) Temp. Coefficient-20mV/C	
Capacity affected by Temperature	40 °C(104°F)	102%
	25 °C(77°F)	100%
	0 °C(32°F)	85%
Self Discharge	EDC series batteries may be stored for up to 6 months at25 °C(77°F) and then a freshening charge is required. For higher temperatures the time interval will be shorter.	



Application

- ◆ All purpose
- ◆ Uninterruptable Power Supply(UPS)
- ◆ Electric Power System(EPS)
- ◆ Emergency backup power supply
- ◆ Emergency light
- ◆ Railway signal
- ◆ Aircraft signal
- ◆ Alarm and securitysystem
- ◆ Electronic apparatus & equipment
- ◆ Communication power supply
- ◆ DC power supply
- ◆ Auto controlsystem

Constant Current Discharge (Amperes) at 25 °C (77F)

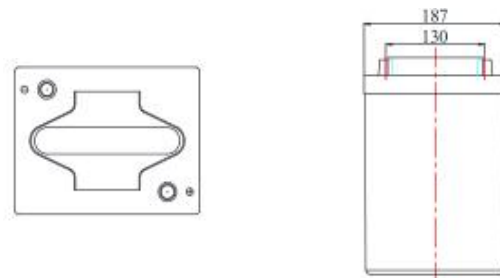
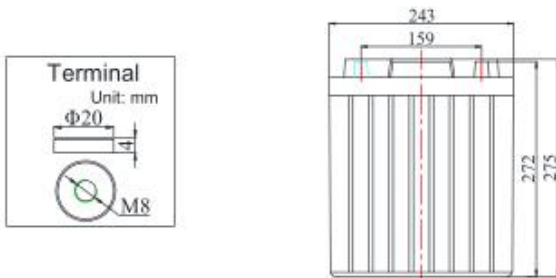
F.V/Time	15 min	30 min	45 min	1h	2h	3h	5h	8h	10h	20h	100h
1.60V	315.66	200.02	148.16	136.37	86.61	60.85	41.23	27.21	24.28	13.00	2.94
1.67V	309.93	197.85	145.42	133.63	84.82	59.61	40.46	26.74	23.78	12.75	2.90
1.70V	303.92	194.09	142.62	131.13	83.33	58.59	39.68	26.20	23.28	12.50	2.82
1.75V	298.14	190.34	139.88	128.63	81.61	57.34	38.97	25.73	23.03	12.25	2.77
1.80V	286.71	183.03	134.54	123.75	78.42	55.14	37.52	24.74	22.30	12.13	2.72

Constant Power Discharge (Watts) at 25 °C (77F)

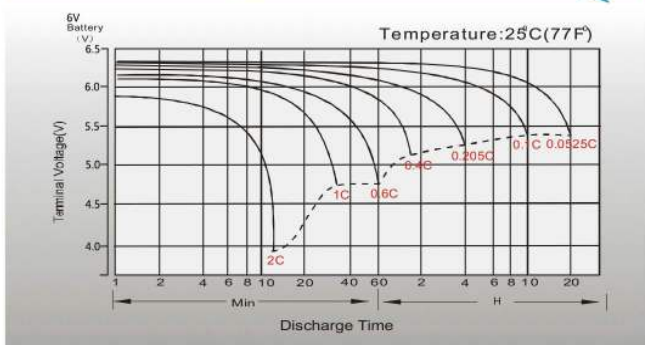
F.V/Time	15 min	30 min	45 min	1h	2h	3h	5h	8h	10h	20h	100h
1.60V	607.54	388.01	285.29	285.29	166.33	116.74	79.48	52.27	46.84	25.35	5.66
1.67V	596.28	380.81	279.75	256.98	163.29	114.77	77.99	51.49	45.83	24.81	5.54
1.70V	585.03	373.54	274.51	251.98	160.31	112.51	76.45	50.48	45.11	24.63	5.44
1.75V	573.77	366.28	269.27	247.22	157.03	110.25	74.96	49.47	44.10	24.27	5.34
1.80V	551.83	352.41	259.00	237.70	151.17	106.13	72.29	47.55	42.42	23.51	5.25

EDC6-245 (6V 245Ah)

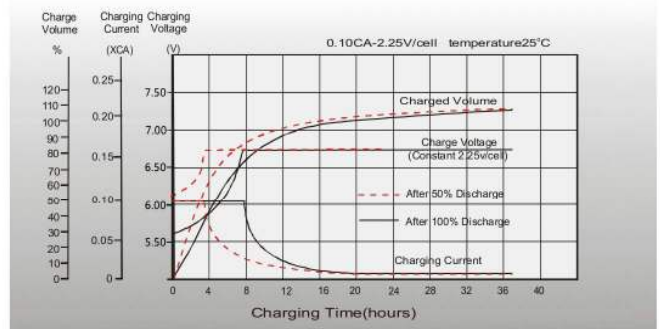
Dimensions



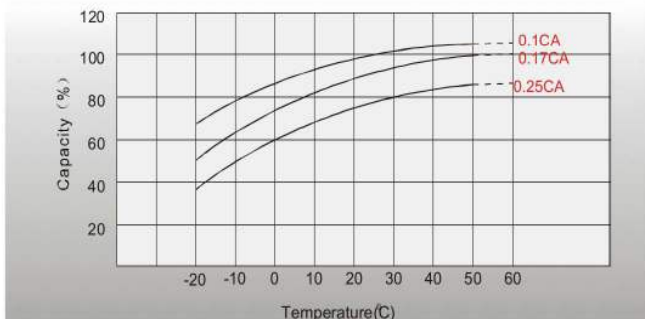
Discharge Characteristics



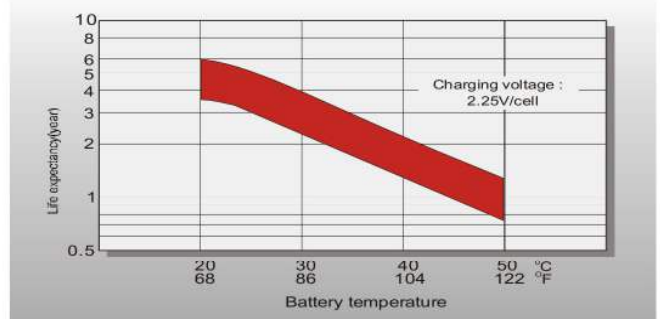
Float Charging Characteristics



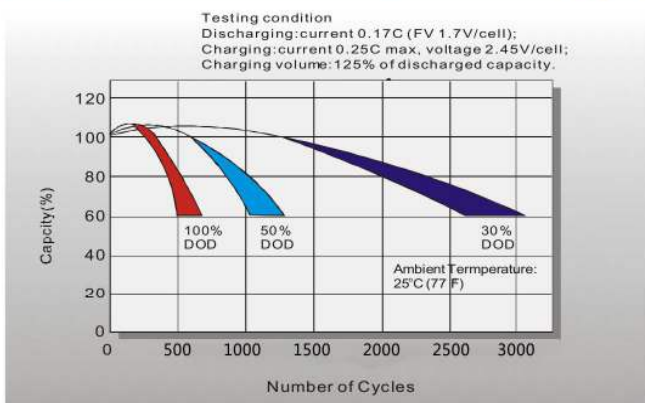
Temperature Effects in Relation to Battery Capacity



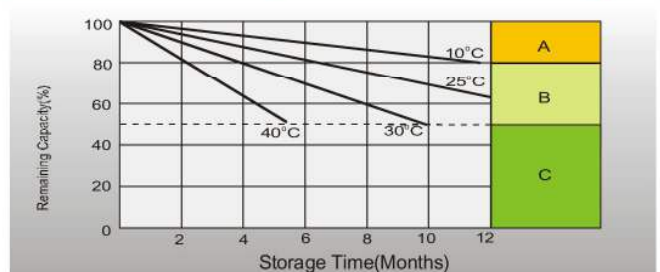
Effect of Temperature on Long Term Float Life



Cycle life in Relation to Depth of Discharge



Self-discharge Characteristics



- A** No supplementary charge required.
(Carry out supplementary charge before use if 100% capacity is required.)
- B** Supplement entary charge required before use. Optional charging way as below:
1. Charged for above 3 days at limited current 0.25CA and constant volatge 2.25V/cell.
2. Charged for above 20 hours at limited current 0.25CA and constant volatge 2.45V/cell.
3. Charged for 8-10 hours at limited current 0.05CA.
- C** Supplement entary charge may often fail to recover the capacity.
The battery should never be left standing till this is reached.

Specifications subject to change without prior notice.